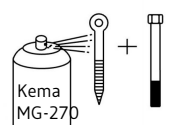
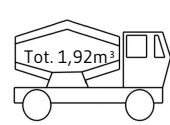

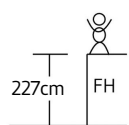


Mounting

Copyright Elverdal A/S

Elverdal



EN1176

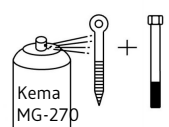
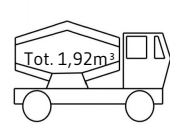
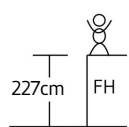
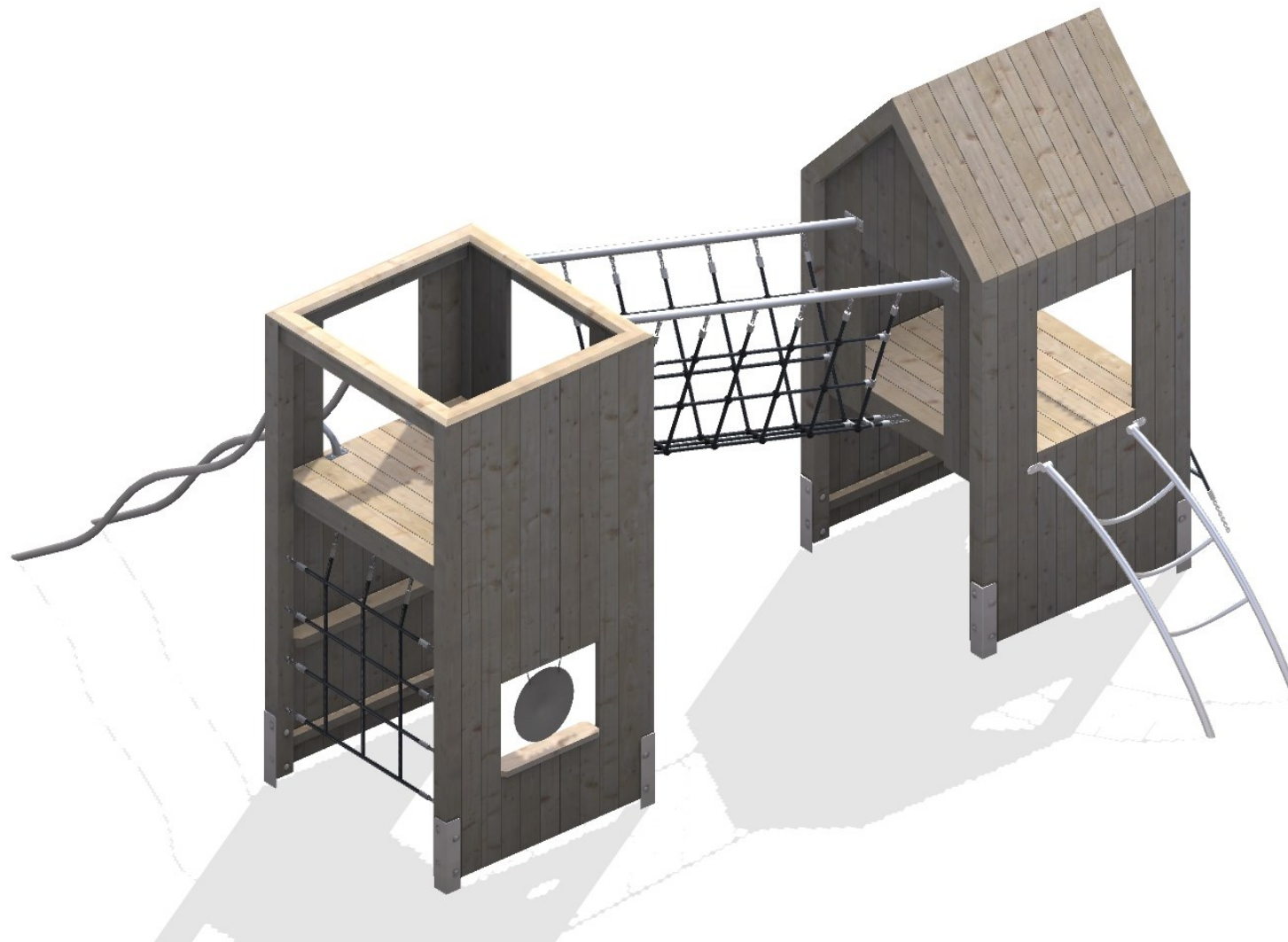
Info

VIGTIGT: Hele anlægget skal samles før der støbes beton
VIGTIGT: Hela anläggningen måste monteras före betong stöps
VIGTIGT: Hele systemet må monteres før plass støbes med betong

Mounting

Copyright Elverdal A/S

Elverdal



EN1176

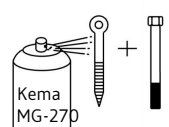
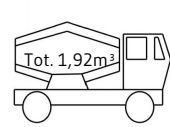
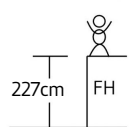
Info

VIGTIGT: Hele anlægget skal samles før der støbes beton
VIGTIGT: Hela anläggningen måste monteras före betong stöps
VIGTIGT: Hele systemet må monteres før plass støbes med betong

Mounting

Copyright Elverdal A/S

Elverdal



EN1176

Info

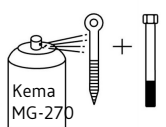
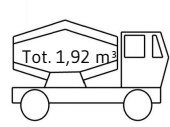
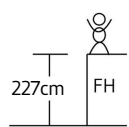
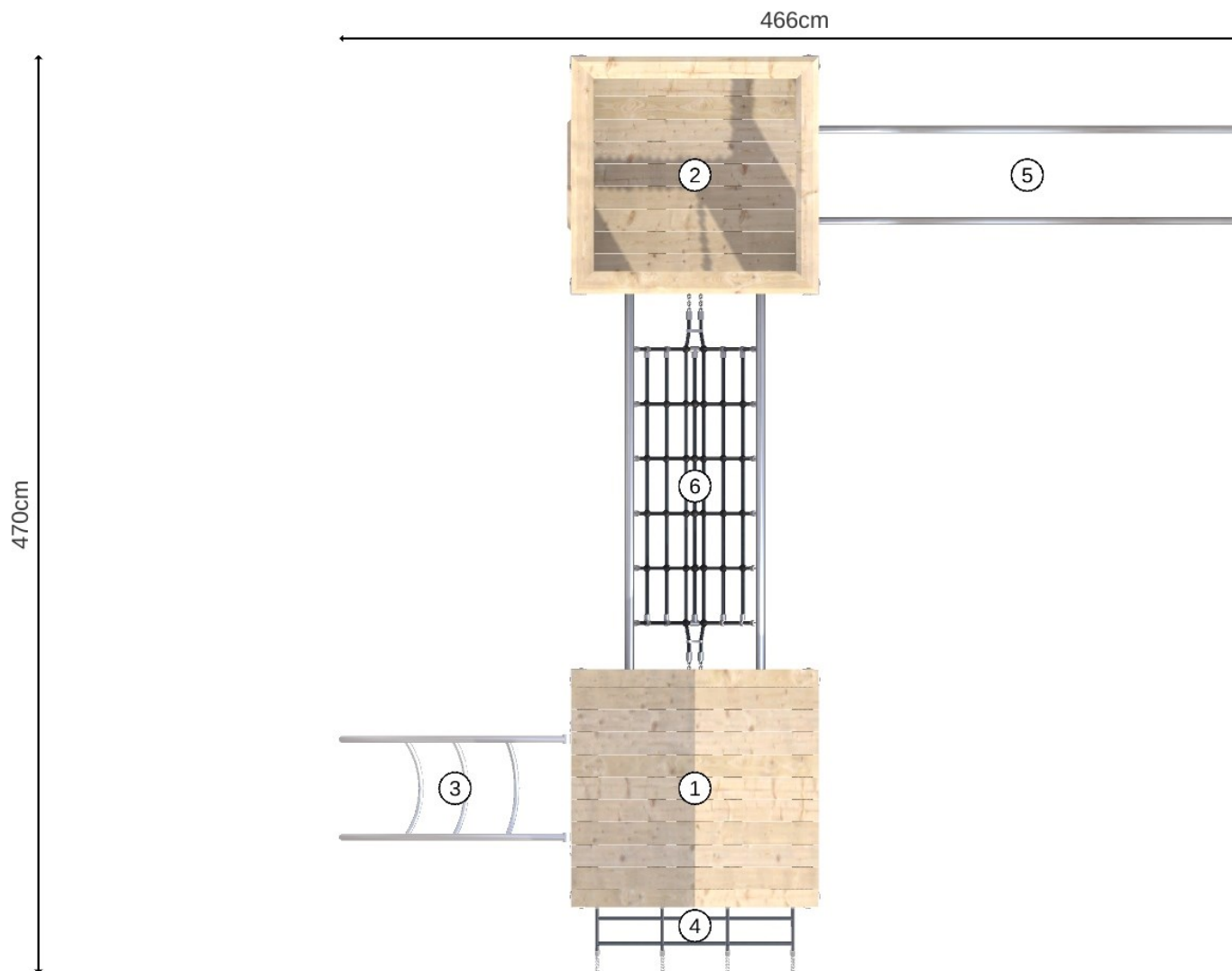
VIGTIGT: Hele anlægget skal samles før der støbes beton
VIGTIGT: Hela anläggningen måste monteras före betong stöps
VIGTIGT: Hele systemet må monteres før plass støbes med betong

Mounting

Copyright Elverdal A/S

PRODUCT LIST

1. Theodor 1
2. Theodor 6
3. Ladder (900)
4. Net ladder wide (900)
5. Banister bars (1500)
6. V-bridge sloping (900-1500)



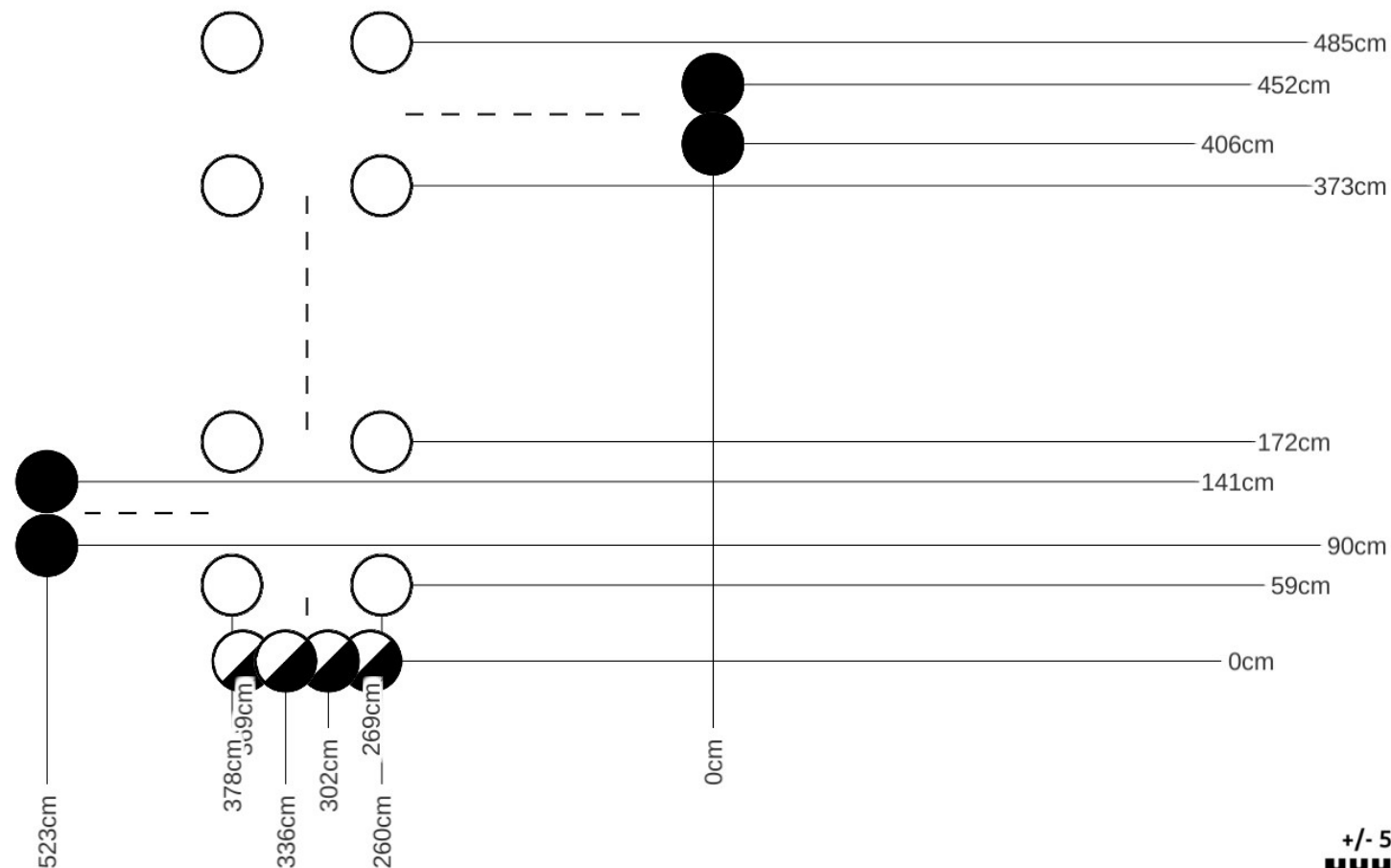
EN1176

INFO

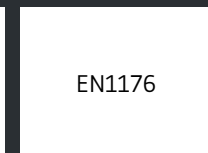
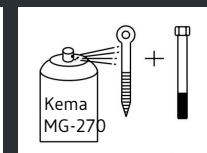
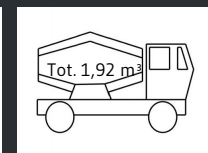
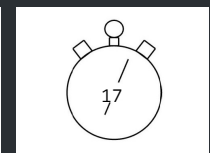
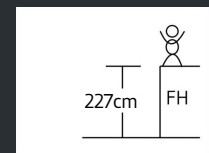
VIGTIGT: Hele anlægget skal samles før der støbes beton
 VIKTIGT: Hela anläggningen måste monteras före betong stöps
 VIKTIGT: Hele systemet må monteres før plass støbes med betong

Mounting

Copyright Elverdal A/S



+/- 5cm

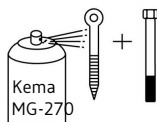
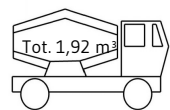
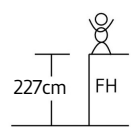
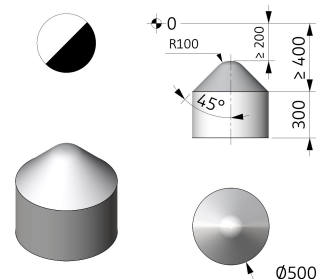
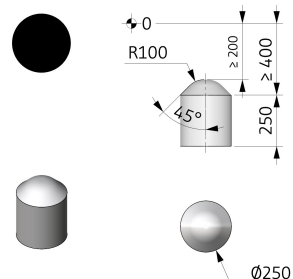
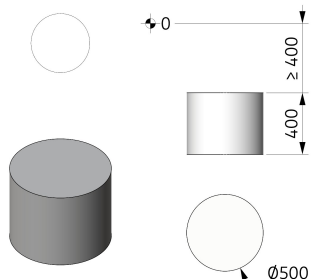


INFO

VIGTIGT: Hele anlægget skal samles før der støbes beton
 VIKTIGT: Hela anläggningen måste monteras före betong stöps
 VIKTIGT: Hele systemet må monteres før plass støbes med betong

Mounting

Copyright Elverdal A/S



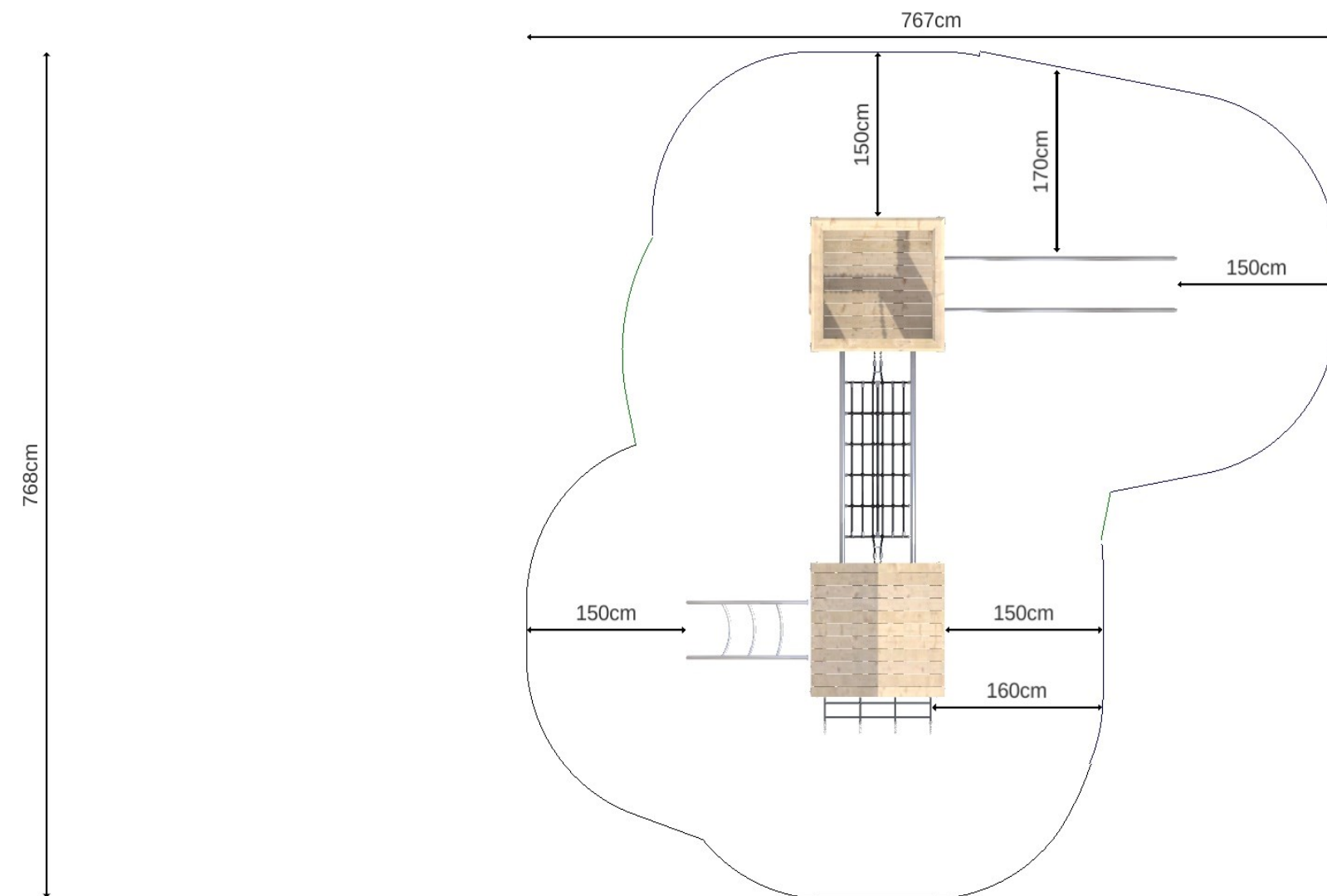
EN1176

INFO

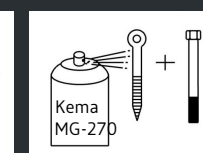
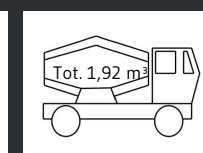
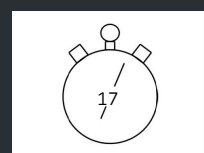
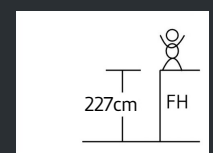
VIGTIGT: Hele anlægget skal samles før der støbes beton
 VIKTIGT: Hela anläggningen måste monteras före betong stöps
 VIKTIGT: Hele systemet må monteres før plass støbes med betong

Mounting

Copyright Elverdal A/S



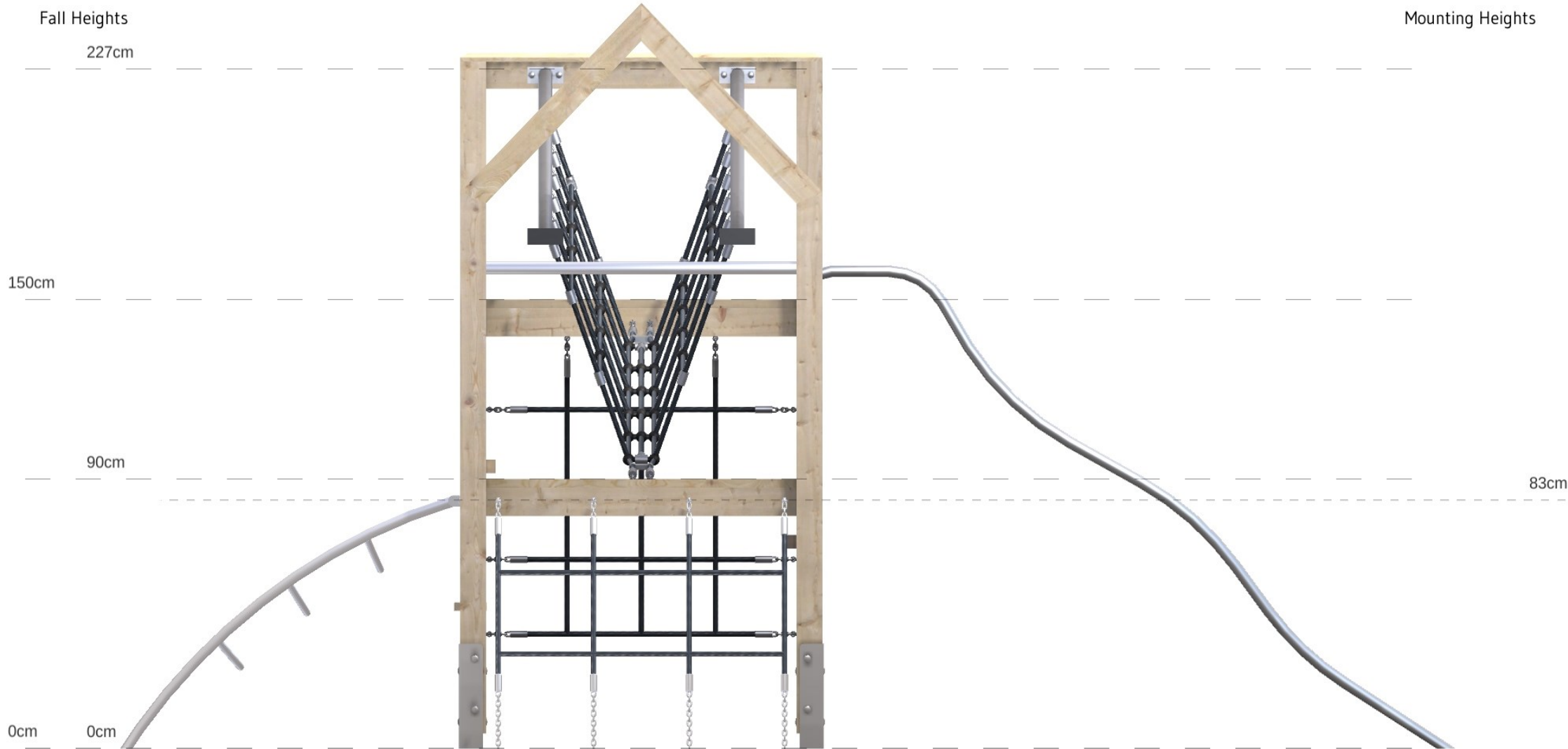
+/- 5cm



EN1176

INFO

VIGTIGT: Hele anlægget skal samles før der støbes beton
 VIKTIGT: Hela anläggningen måste monteras före betong stöps
 VIKTIGT: Hele systemet må monteres før plass støbes med betong



227cm
FH

17

41,14M²
Periferi

Tot. 1,92 m³

Kema
MG-27D

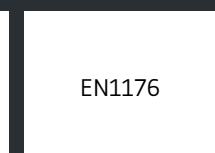
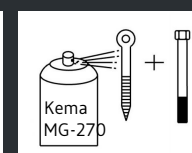
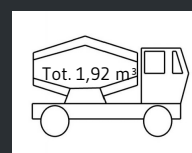
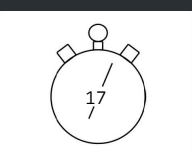
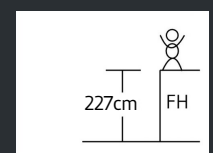
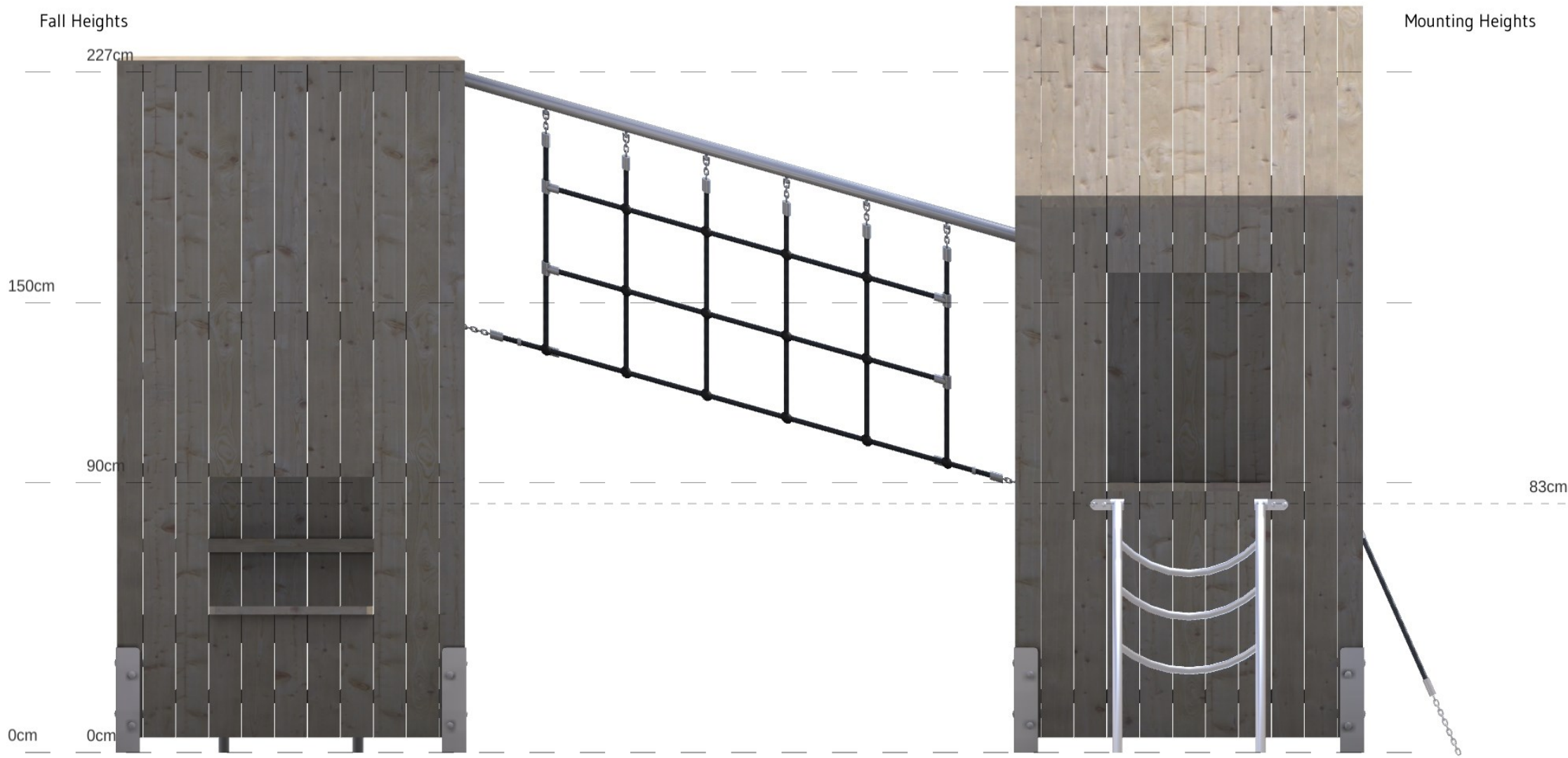
EN1176

INFO

VIGTIGT: Hele anlægget skal samles før der støbes beton
 VIKTIGT: Hela anläggningen måste monteras före betong stöps
 VIKTIGT: Hele systemet må monteres før plass støbes med betong

Mounting

Copyright Elverdal A/S



INFO

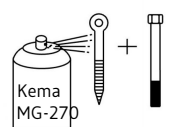
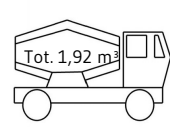
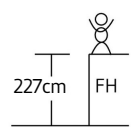
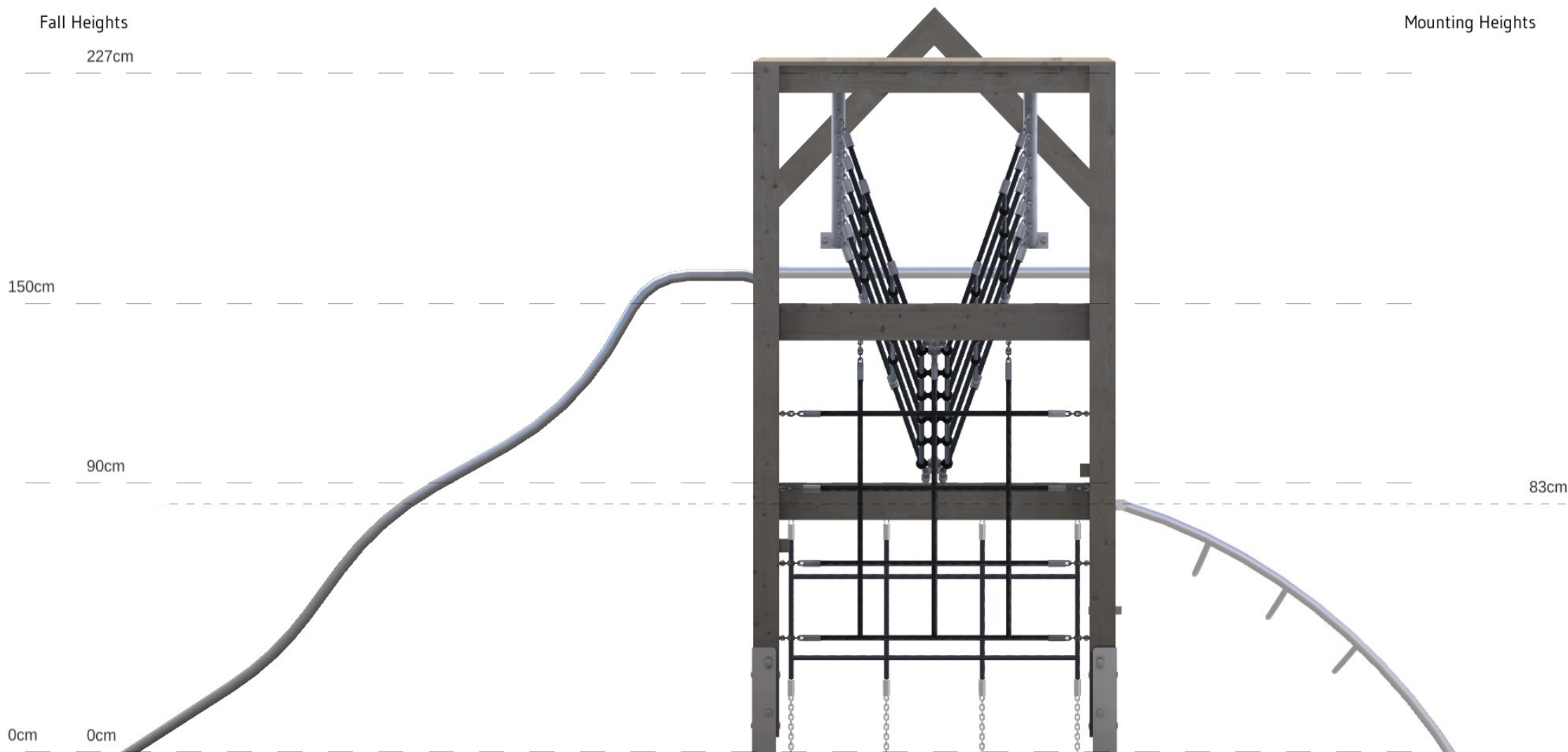
VIGTIGT: Hele anlægget skal samles før der støbes beton
 VIKTIGT: Hela anläggningen måste monteras före betong stöps
 VIKTIGT: Hele systemet må monteres før plass støbes med betong

Mounting

Copyright Elverdal A/S

Fall Heights

Mounting Heights



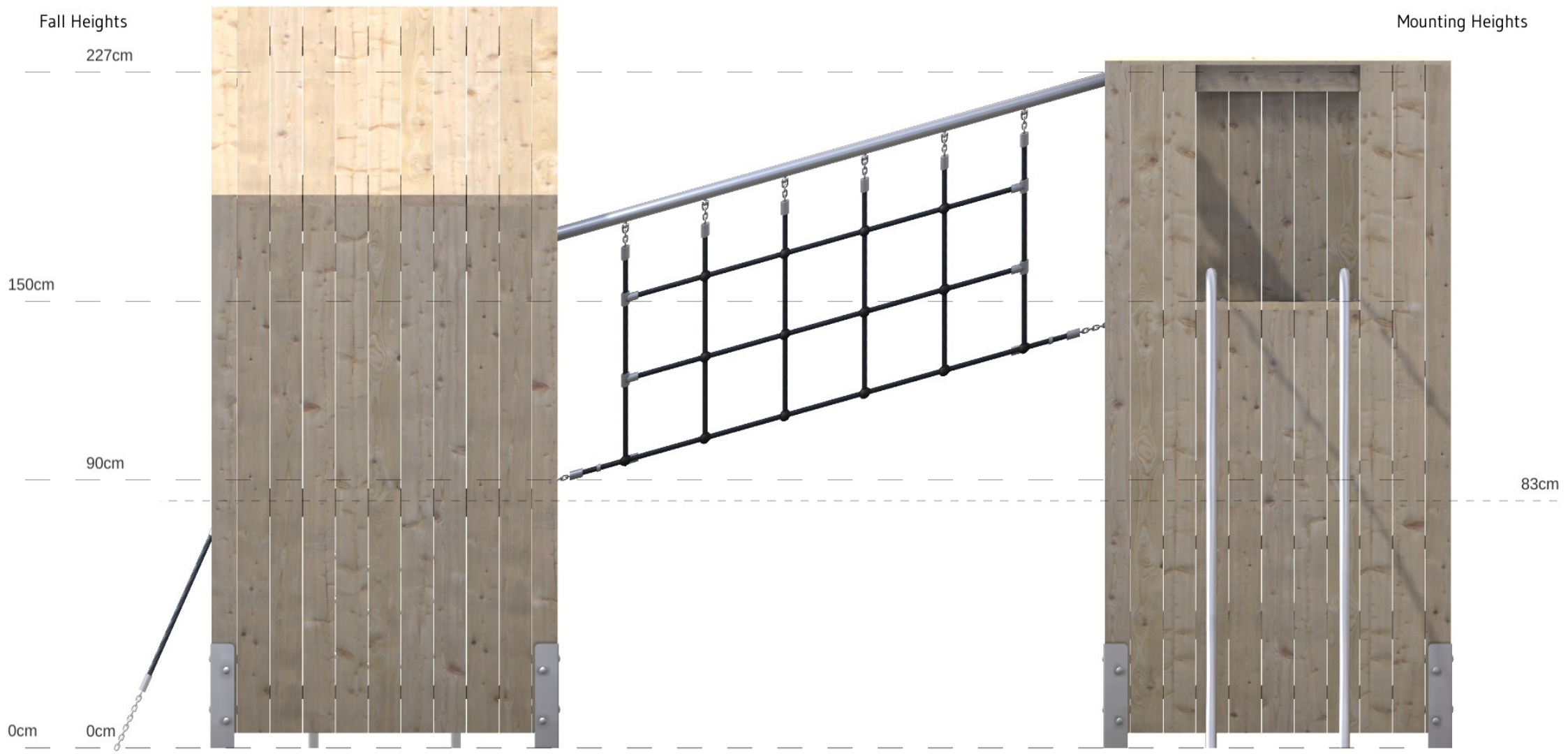
EN1176

INFO

VIGTIGT: Hele anlægget skal samles før der støbes beton
 VIKTIGT: Hela anläggningen måste monteras före betong stöps
 VIKTIGT: Hele systemet må monteres før plass støbes med betong

Mounting

Copyright Elverdal A/S



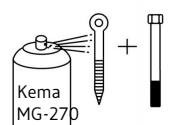
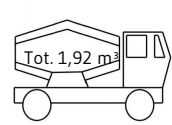

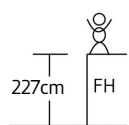
<p>227cm FH</p>	<p>17</p>	<p>41,14M² Periferi</p>	<p>Tot. 1,92 m³</p>	<p>Kema MG-27D</p>	<p>EN1176</p>	<p>INFO</p> <p>VIGTIGT: Hele anlægget skal samles før der støbes beton VIKTIGT: Hela anläggningen måste monteras före betong stöps VIKTIGT: Hele systemet må monteres før plass støbes med betong</p>
---------------------	-----------	--	--------------------------------	------------------------	---------------	--

Mounting

Copyright Elverdal A/S

Elverdal

Nr.	Description:	Assembly:	Quantity:	Articel no.
1	Theodor 1 - Unpainted Wood (Exterior), Unpainted Wood (Edge)		1	ORG4001BY
3	- Ladder (900)	A26	1	ORG4131XB
	- Rooftop gable w door - Unpainted Wood (Exterior)		1	ORG4017BB
4	- Net ladder wide (900) - Rope Black RAL 9005 (Rope)	A19	1	ORG4116XB
2	Theodor 6 - Unpainted Wood (Exterior), Unpainted Wood (Edge)		1	ORG4006BY
	- Top gable w door - Unpainted Wood (Exterior)		1	ORG4018BB
	- Net (1500) - Rope Black RAL 9005 (Rope)	A10, A19	1	ORG4105XB
	- Gong		1	ORG4410XB
5	- Banister bars (1500)	A07	1	ORG4124XB
6	V-bridge sloping (900-1500) - Rope Black RAL 9005 (Rope)	A20, A21	1	ORG4202XB
	Concrete (m3)		1,92	
	Rubber TD (m3)		2,51	
	Rubber EPDM (m3)		0,49	
	Concrete (m3)		1,92	



EN1176

INFO

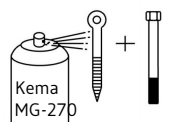
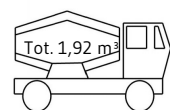
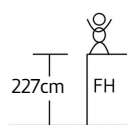
VIGTIGT: Hele anlægget skal samles før der støbes beton
 VIKTIGT: Hela anläggningen måste monteras före betong stöps
 VIKTIGT: Hele systemet må monteres før plass støbes med betong

Mounting

Copyright Elverdal A/S

Elverdal

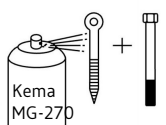
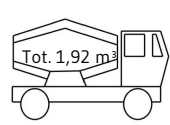
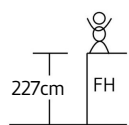
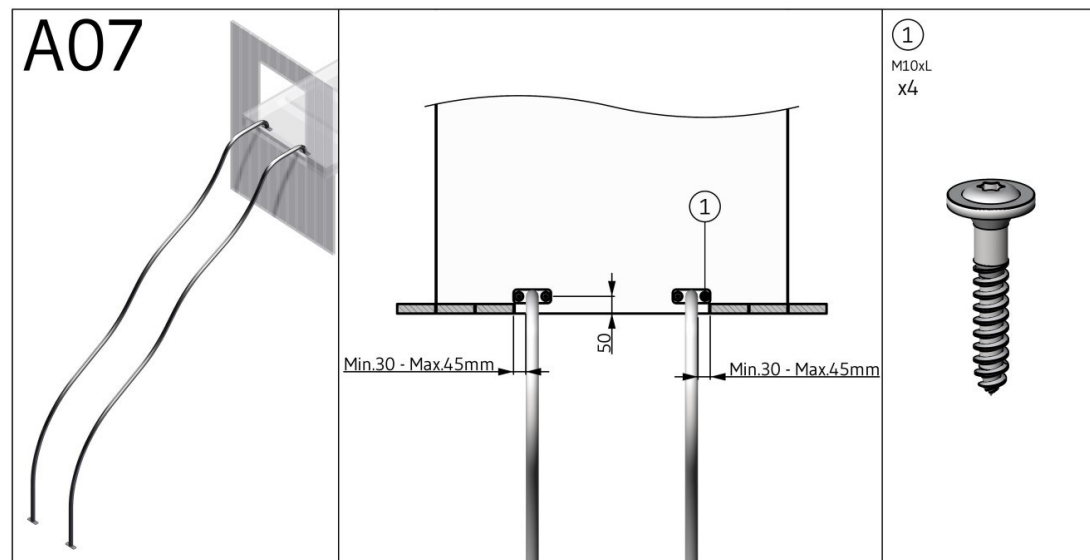
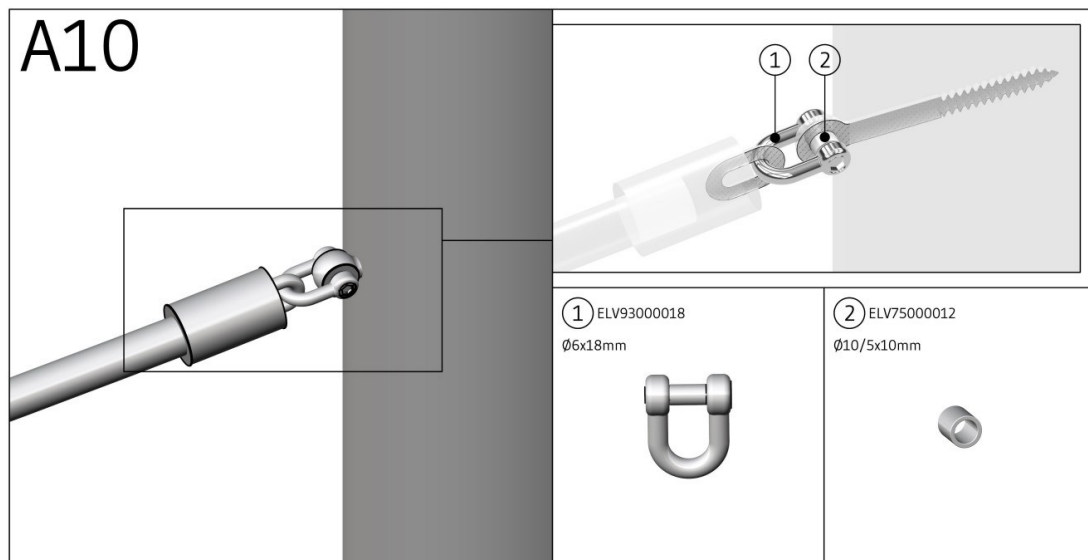
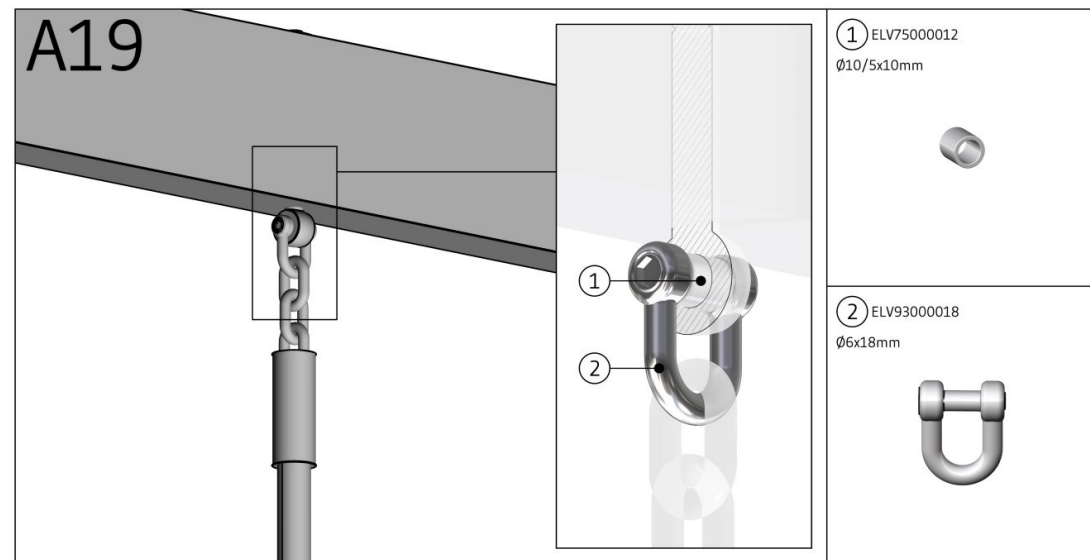
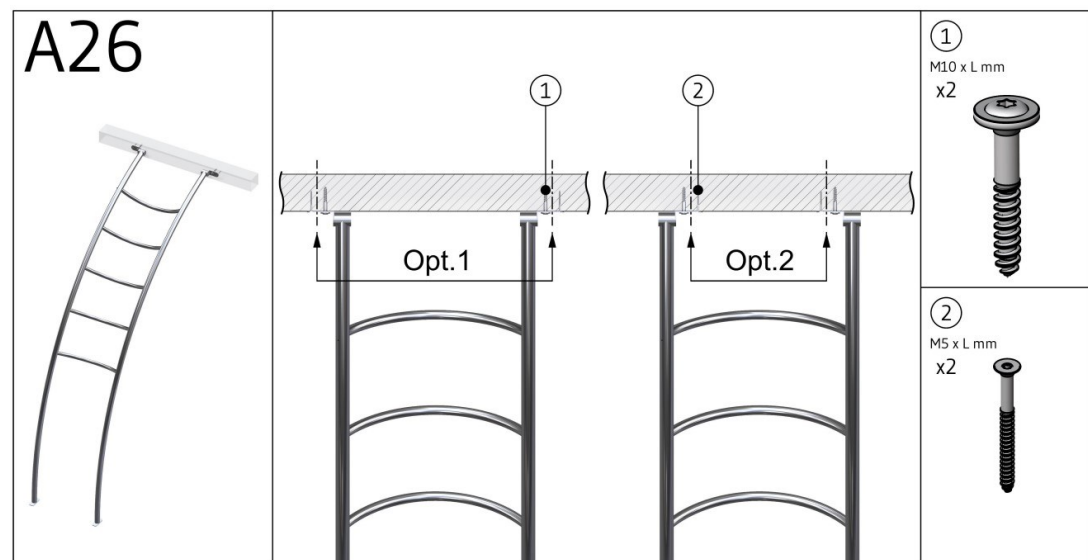
Nr.	Description:	Assembly:	Quantity:	Articel no.
	Rubber TD (m3)		2,51	
	Rubber EPDM (m3)		0,49	



EN1176

INFO

VIGTIGT: Hele anlægget skal samles før der støbes beton
VIGTIGT: Hela anläggningen måste monteras före betong stöps
VIGTIGT: Hele systemet må monteres før plass støbes med betong



EN1176

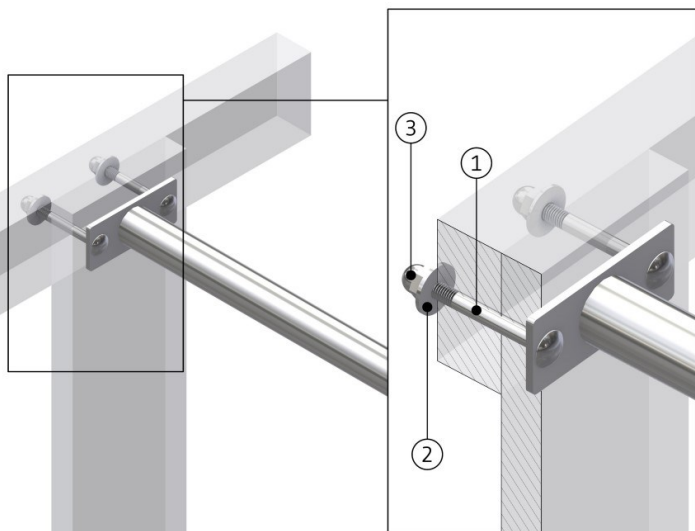
INFO

VIGTIGT: Hele anlægget skal samles før der støbes beton
 VIKTIGT: Hela anläggningen måste monteras före betong støps
 VIKTIGT: Hele systemet må monteres før plass støbes med betong

Mounting

Copyright Elverdal A/S

A20



① ELV1410090
M10x90
x2



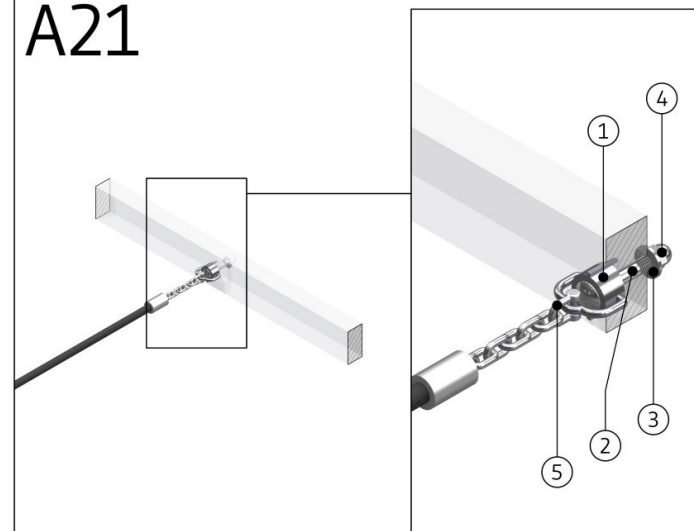
② ELV95105025
M10x30x2,5
x2



③ ELV94100000
M10
x2



A21



① 1258 6-10



②
M12 x L mm



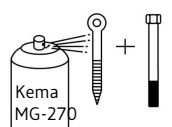
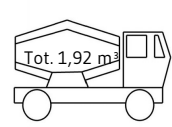
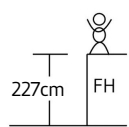
③ ELV95120025
M12 x 25 x 2,5 mm



④ ELV94120000
M12 mm



⑤ ELV93000018
Ø6 x 18 mm



EN1176

INFO

VIGTIGT: Hele anlægget skal samles før der støbes beton
 VIKTIGT: Hela anläggningen måste monteras före betong stöps
 VIKTIGT: Hele systemet må monteres før plass støbes med betong