

Product Name	Tower Medium Plus
Product Number	RC-102-S
Size -- Length	12.24 m / 40' 2"
Size -- Width	9.90 m / 32' 6"
Size -- Height	5.70 m / 18' 9"
Shipping Weight	645 kg / 1422.0 lb
Shipping Volume	2.90 m ³ / 102.4 ft ³
Foundations	7
Concrete Volume	3.06 m ³ / 108.1 ft ³

	ASTM F-1487	CSA Z614	EN 1176
Ages	5 years - 12 years	5 years - 12 years	6 years - 12 years
Safety Zone - Length	16.07 m / 52' 9"	16.07 m / 52' 9"	15.74 m / 51' 8"
Safety Zone - Width	13.56 m / 44' 6"	13.56 m / 44' 6"	12.9 m / 42' 4"
Fall Height	1.92 m / 6' 4"	1.92 m / 6' 4"	1.92 m / 6' 4"
Capacity	68	68	68

*Note: Concrete must be minimum 3500 PSI / 25MPa

SUPPORT POSTS

This will be 5 1/2" (139.8mm) steel tubing finished with polyester powder coating for the main support.

POST SHIELDS

Where required, these will completely surround the post to fill in openings in the net, preventing entrapments. Shields will be made of a textile-reinforced flexible rubber material and secured with bolts.

CLIMBING NETS

These will be 20 mm diameter and 22mm diameter, polyamide (nylon) rope cable with UV protection and fire retardant solution. Each rope consists of 6 strands each containing 24 galvanized steel reinforcing strands within a polyamide sleeve, wrapped around a solid polyamide core for a total of 144 steel reinforcing strands; each end of the cable having a junction loop attached onto the cable with a finished aluminum sleeve and lined with a galvanized steel wear bar. Rope shall achieve a Class 7-8 Colourfastness rating.

SLIDE MATERIAL

This will be UV protected LLDPE (linear low-density polyethylene).

BALL KNOTS

This will be a one-piece compressed aluminum ball, compressed in place with 150,000 pounds force (667kN) to prevent the connection from moving and causing premature cable wear.

BASIC FASTENERS

All fasteners for component attachments are stainless steel.

TURNBUCKLES

These will be steel alloy that will withstand a maximum load of over 87,675 pounds force (390 kN) along the main axis.

MOUNTING PLATES

These will be made of galvanized steel. Corner anchors will contain multiple connection points to allow for adjustability of the turnbuckles as well as connection of a safety rope. Centre mast anchors will consist of a stub post that will stabilize the mast and an anchor ring that will secure the assembly to the concrete. This two-piece assembly allows for fine positioning of the post stub to be accomplished during installation, making the process simpler and easier.

ANCHOR BOLTS

Mounting plates will be secured to concrete blocks with 7/8"(22mm) diameter x 20"(50mm) long "L" Anchor bolts, inserted into the wet concrete when poured.

INSTALLATION


This should be installed only by licensed playground installer, trained and certified on the relevant playground standards in place in the region of installation, e.g, NPSI, CPSI or similar certified.

COMPLIANT WITH

CAN/CSA-Z6 14-07
 ASTM F-1487-11
 EN-1176
 CPSC Handbook for Public Playground Safety

OPTIONS

Option Equipment: Net Seat (Max. Qty: 4) #RC-NS
 Poured-In Place Enclosure(Max/ Qty: 4) #RC-pip-01
 Polished Stainless Steel Post(Max/ Qty: 1) #SS-POST




Support Posts



Seat & shield Connector




Climbing Net - 20mm



Climbing Net - 22mm



Ball Knot



Turnbuckle



Corner Anchor Plate



Adjustable Center Anchor



Anchor bolt